

CanaSafeTM


*...Protecting Globally,
Envisioning the Future...*

THE LATEST INNOVATION IN RESPIRATORY PROTECTION




iNNOVAir

QUALITY meets **VALUE**



THE MOST INNOVATIVE SAFETY MASK IN THE MARKET



82105 Features

- Low breathing resistance with high filtration efficiency
- Seamlessly welded in cut
- 95% of foreign particles can be blocked
- Fits comfortably on all face sizes

82115 Features

- Filter is seamlessly welded in cut
- The filter has an activated carbon layer
- One of the most versatile masks in the market
- Distinguishable black front valve for easy identification purposes

82135 Features

- FM P2 NR Respirator
- Triangular, reusable mesh type
- Filters 94% of airborne particles with 8% leakage only

82145 Features

- FM P3 NR Respirator
- With 99% filter effectiveness against foreign particles
- Face foam that seals you on harmful fumes
- Non-allergic reaction on the face sweating
- Innovative style and safety protection in your field

FITTING INSTRUCTIONS: iNNovAir



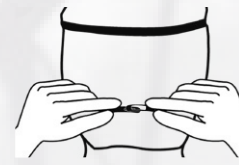
Hold respirator in your hand as shown, with the nosepiece at your fingertips & the headbands hanging freely below your hand.



Place respirator under your chin with the nosepiece up.

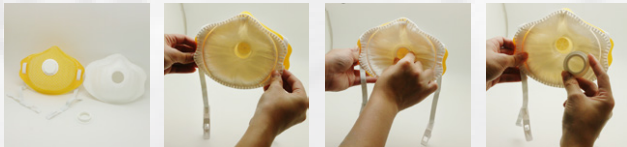


Pull the top headband to top back of head above the ears.




Pull the bottom headband hook and lock behind the head, below the ears. Adjust the strap length to optimum comfort.

FILTER REPLACEMENT INSTRUCTIONS: iNNovAir 82105, 82115 & 82135



1. Part A. Mask Body {(Mask Mesh with Valve and Head strap) 82105, 82115 & 82135 }
Part B. Replacement filter/s {72105, 72115 & 72135 (Only the filter can be replaced) }
Part C. Valve cap
2. Place the filter (part B) onto the mask mesh (part A).
3. Place the valve cap (part C) on to the exhalation valve base.
4. Working clockwise with valve cap and screw onto the exhalation valve base tightly.

FILTER REPLACEMENT INSTRUCTIONS: iNNovAir 82145










1. Part A. Mask Body (mask mesh plus valve & head strap) | Manufacture Date:YYYY/MM
Part B. Replacement filter with seal 72145 (Only the filter can be replaced)
Part C. Valve cap | Manufacture Date:YYYY/MM
2. Put Mask Body on the flat desktop
3. Place the FM P3 NR replacement filter (part B) onto the 82145 mask mesh (part A)
4. Use fingers to press the valve edges slightly forced
5. Take the valve cap (part C)
6. Place the valve cap (part C) on to the exhalation valve base
7. Press down the valve cap to the valve base & work clockwise with valve cap and screw onto the exhalation valve] base tightly.

Suggested Applications for iNNovAir:

- Groundwork
- Demolition
- Tunneling
- Cement handling
- Concrete dust
- Woodworking
- Plastering
- Grinding
- Sanding
- Tiling
- Bagging
- Buffing
- Oxy-Acetylene cutting
- Sweeping & other dusty operations
- Metal pouring
- Soldering
- Welding – MIG, TIG
- Handling infected animals
- Cleaning animal sheds
- Composting
- Infection Control
- Agricultural works
- Foundry operations
- Undercoating
- Laboratory settings
- Petrochemical Processing
- Torch cutting
- Brazing

Working safely is like breathing -if you don't, you die.

Product Ordering Information:

| N95 Particulate Filter mask | | | | |
|---|---|-----------|-----------------------|---|
| Product | Product Description | Unit/Case | Case Weight (lbs/kgs) | Case Dimensions (mm/in) |
|  #82105 | iNNovAir NIOSH N95 Particulate Filter Mask | 120 | 14.33 lbs./ 6.5 kgs. | 440 x 310 x 610 mm 17.3 x 12.2 x 24 in |
|  #72105 | iNNovAir Replacement filter for 82105 - NIOSH N95 | 240 | 8.8 lbs./ 4 kgs. | 440 x 310 x 510 mm 17.3 x 12.2 x 20 in |
|  #82115 | iNNovAir 82115 NIOSH N95 Particulate Filter Mask with Activated Carbon Layer | 120 | 15.43 lbs./ 7 kgs. | 440 x 310 x 610 mm 17.3 x 12.2 x 24 in |
|  #72115 | iNNovAir 72115 Replacement filter for 82115 - NIOSH N95 with Activated Carbon Layer | 240 | 9.9 lbs./ 4.5 kgs. | 440 x 310 x 510 mm 17.3 x 12.2 x 20 in |
| FFP2 & FFP3 Particulate Filter mask | | | | |
| Product | Product Description | Unit/Case | Case Weight (lbs/kgs) | Case Dimensions (mm/in) |
|  #82135 | iNNovAir FMP2 - Particulate Filter Mask | 120 | 14.33 lbs./ 6.5 kgs. | 440 x 310 x 610 mm 17.3 x 12.2 x 24 in |
|  #72135 | iNNovAir Replacement filter for 82135 - FMP2 | 240 | 8.8 lbs./ 4 kgs. | 440 x 310 x 510 mm 17.3 x 12.2 x 20 in |
|  #82145 | iNNovAir FMP3 Particulate Filter Mask with Filter face seal | 120 | 15.43 lbs./ 7 kgs. | 695 x 480 x 630 mm 27.4 x 18.9 x 25 in |
|  #72145 | iNNovAir Replacement filter face seal for 82145 -FMP3 | 120 | 6.6 lbs./ 3.5 kgs. | 440 x 310 x 510 mm 17.3 x 12.2 x 20 in |

